

CavitySlider™ Features




Corner joining brackets ensure precise right angled assembly



Smooth running carriages with encased ball bearings.
Up to 500lb (240kg) capacity

SofStop®
Soft Close/Soft Open also available



Extruded aluminum track incorporated into head unit



T-joining brackets for easy assembly of slats to split jambs & back stud

Split Jambs and slats use hollow core technology for superior rigidity

Horizontal slats for added strength

Door Thickness
1-3/8" or 1-3/4"
(35 or 44.5mm)

Strong aluminum frame complies with *Type 1 Construction*



Trim Clips for quick & easy trim fitting

Compatible with 3-1/2" and 3-5/8" wood or steel stud

Bottom plate assembly



Adjustable T-Guide

Patent Pending



Watch Video



Cycle tested
1 million
openings



ADA
compliant



Available
with
SofStop®



Single or
Bi-Parting
units



Maximum
door
weight



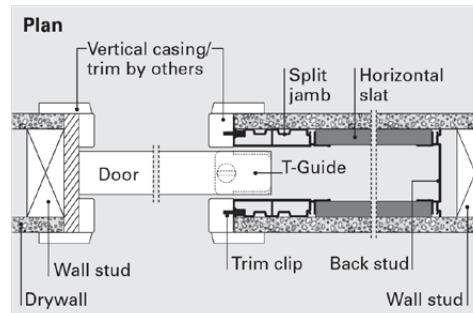
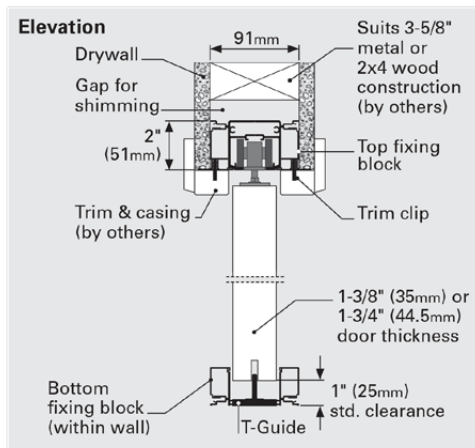
Easy
assembly

CavitySlider™ Technical Info

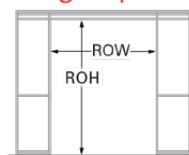
Standard CS Track Features

Our engineers focus on constantly developing new products and refining existing ones. That's why our products come with a number of unique features:

- 1 Heavy duty one-piece extruded aluminum track.
- 2 Minimal clearance means the carriages/wheels cannot jump off the track or jam.
- 3 Large diameter wheels with precision ground bearings make for smooth running.
- 4 Radiused track reduces friction and allows dust to be pushed into the gutters so the door always slides smoothly.
- 5 M8 body made from cast stainless steel for strength and reliability. 4-wheel carriages are standard on all doors over 200lb.
- 6 CarriSnap™ quick release system allows the door to be removed easily from the track; no need to unscrew anything and lose door height adjustment.



Rough Opening



DH = Door Height
DW = Door Width

Dimension	inches	mm
RO height	DH + 4 1/4"	DH + 108
RO width - Single	(DW x 2) + 2"	(DWx2) + 51
RO width - Bi-Parting	(DW x 4) + 2"	(DWx4) + 51

CS Cavity Slider Pocket Frame - List Pricing

CavitySliders
The Pocket Door Experts

Select Frame & Carriage Pack

Item	Description	Model	Code	Price (\$)
	CS Cavity Slider Pocket Frame only	3068 (3'0" x 6'8")	CSS4K3068	565.00
		3080 (3'0" x 8'0")	CSS4K3080	630.00
		4080 (4'0" x 8'0")	CSS4K4080	695.00
	M6 (200lb) with no stops		DKM0601	125.00
	M8 (500lb) with no stops		DKM0801	280.00
	Sofstop Single Action (176 lb) with no stops		DKS0301	390.00
	Sofstop Single Action (264 lb) with no stops		DKS0401	410.00
	Sofstop Twin Double Action (176 lb) with no stops		DKS0601	560.00

How to Order

1. Choose Size

Frames can be cut down on site. Maximum size for each model shown below:

Model	Max Door Size (in)	Max Door Size (mm)
CS 3068	3'0" x 6'8"	914 x 2032mm
CS 3080	3'0" x 8'0"	1066 x 2438mm
CS 4080	4'0" x 8'0"	1219 x 2438mm

2. Choose a carriage pack (one per door)

(includes carriages, mounting plates, T-Guide, fixing screws and adjusting wrench)

Packs are available with 0, 1 or 2 track stops.

Standard	M6 (200lb/90kg)
	M8 (500lb/240kg)
SofStop® Single Soft Close	Minimum Door Width
	No stop
0 - 176 lb (80kg)	25" (635mm)
176 - 264 lb (120kg)	28" (711mm)
SofStop® Twin	No stop
	33" (840mm)

